

TEST



REPORT



CERTIFY

TEST & MEASUREMENT SOLUTIONS

2021 PRODUCT ORDERING GUIDE



Kaelus Test & Measurement products are used in the manufacturing, commissioning and troubleshooting of RF wireless solutions. Our portfolio is continually evolving and expanding to support unique network requirements, frequencies and technologies used for mission-critical global communications.

IVA TEST SETS

CABLE AND ANTENNA ANALYZERS

iVA Test Sets

The iVA Series Cable and Antenna Analyzer (560 MHz to 2750 MHz) enables accurate measurement of Return Loss Sweeps, Distance-to-Fault and Cable Loss in RF infrastructure. The iVA is a rugged, battery-operated module that can be remotely controlled with any Bluetooth-enabled tablet or laptop computer.

- Simple to operate user interface with the unique ability to generate and submit complete test reports onsite
- Connect directly to the device under test; eliminate the need for a phase-stable cable in most cases
- One single calibration required for full band, no need to re-calibrate when changing between bands
- Simple and robust Class 1 Bluetooth functionality for remote control up to 100 m
- Spectrum monitor mode for interference checking
- Small, lightweight, handheld device: 2.06" H x 2.73" L x 8.51" H (52 x 69.5 x 216 mm), 1.5 lbs (0.68 kg)
- Control capabilities allow RL and PIM data to be combined into a single report
- Incorporate iPA reporting & tagging features to facilitate faster, simpler and more efficient workflow
- Geotag each test point with Google Maps® links directly into the report
- State files allow common configurations to be stored for recall at a later date
- N Type or 4.3-10 connector options available
- Directly measure Insertion Loss and Isolation using multiple iVAs



Part Number	Description	Case Type	Applicable Region
iVA-0627A	iVA Cable & Antenna Analyzer 560 MHz to 2750 MHz	Base Unit	Global
iVA-0627A-NC	iVA Cable & Antenna Analyzer System, No Carrying Case	Neoprene Soft Bag	Global
iVA-0627A-HC	iVA Cable & Antenna Analyzer System with Carrying Case	Rugged Hard Case	Global
iVA-0627A-BK	iVA Cable & Antenna Analyzer System with Basic Accessories Kit	Rugged Hard Case	Global
iVA-0627A-SK-02	iVA Cable & Antenna Analyzer System with Standard Accessories Kit	Rugged Hard Case	Global
iVA-0627A-PK-02*	iVA Cable & Antenna Analyzer System with Premium Accessories Kit	Rugged Hard Case	Global

*A second iVA does not come with this kit; a second iVA-0627A is needed to be purchased separately

Contents in accessory kit is detailed on page 6 and 7.

Part Number: Change A to B for 4.3-10 connector

Example: iVA-0627B-NC iVA Cable and Antenna Analyzer System, 4.3-10 male connector with Neoprene Soft Case

Expand Test Capabilities

Kaelus provides a full line of PIM measurement accessories for portable and bench analyzers. Learn more at www.kaelus.com.



IVA SOFTWARE OPTIONS

CABLE AND ANTENNA ANALYZERS

iVA Software Options

iVA-TMA and iVA-CPA are new analysis modes now available with the purchase of an iVA-0627A. Both software analysis modes add new measurement capabilities to the existing base iVA analyzer.

iVA-TMA - Cable and Antenna Analyzer with Transmission Analysis Mode

Transmission Analysis Mode enables two or more iVAs to operate in a coordinated fashion to perform accurate swept Insertion Loss, antenna isolation and radiation pattern measurements.

- Directly measure Insertion Loss and Isolation
- Accurately measure transmission loss (magnitude only)
- 90 dB dynamic range
- Comes with all features of base iVA Cable and Antenna Analyzer
- Up to 7 units can be connected together via Bluetooth

* Transmission mode requires 2 or more iVA-Transmission Mode units

iVA-CPA - Cable and Antenna Analyzer with Channel Power Analysis Mode

Channel Power Mode enables the user to determine the total RF power between any two frequencies in a spectrum monitor trace. Measurement modes include CW signal and modulated signal.

- Levels ranging from -100 to +15 dBm
- Measurement bandwidths of up to 75 MHz allowed
- Both modulated and continuous wave signals supported
- Comes with all features of base iVA Cable and Antenna Analyzer

iVA Software Ordering Guide

Part Number	Description
iVA-SW-TMA	Transmission Mode (second iVA sold separately)
iVA-SW-CPA	Channel Power Mode
iVA-SW-FI-A	PIM Finder Software Upgrade for iVA



PIM FINDER

EXTERNAL PIM FAULT DETECTION SYSTEM

PIM Finder

Kaelus PIM Finder is a solution designed to identify and locate external PIM sources. External PIM sources come in many different forms, i.e. corroded metal, loose metal objects, or objects that are non-linear in the proximity of the radiating antenna. The main objective of the Kaelus PIM Finder Solution is to help identify the location of external PIM sources and quickly suppress these interfering signals using different methods, like removing or covering the PIM source.

The PIM Finder solutions consists of several components all designed by Kaelus to ensure a quick and easy setup at site for a user-friendly operation.

Once all internal PIM sources have been eliminated, the Kaelus PIM Finder solution set-up can be used with single or dual port solutions.

- Complete solutions from Kaelus
- One GUI controls all equipment by Unify software from Kaelus
- iPA provides two transmit tones at a power level of up to 40W per carrier
- iVA provides a receiver for measuring externally generated PIM
- One-handed operation, direct connection from iVA to low PIM probe
- Small and lightweight, allows for working in hard to access areas
- Equipment designed for harsh environment and with field use in mind



Part Number	Description	Frequency Range MHz
iVA-0627A	iVA Cable & Antenna Analyzer	560-2750
iVA-SW-FI-A	PIM Finder Software Upgrade for iVA	560-2750
R29-4788	Low-PIM Probe	560-2750
R29-4790	600 MHz Uplink Filter	663-698
BPA-0707A	700 MHz Band Pass Amplifier for 700L/700H	698-716, 776-802
R29-4798	700 MHz Uplink Filter	703-748
R29-4794	850 MHz Uplink Filter	824-849
R29-4799	900 MHz Uplink Filter	880-915
R29-4795	1750 MHz AWS Uplink Filter	1710-1785
R29-4796	1900 MHz PCS Uplink Filter	1850-1910
R29-4800	2100 MHz Uplink Filter	1920-1980

NOTE: iPA Portable PIM Analyzer ordered separately
User to provide tablet or laptop to control iVA

BPA-0707A

The BPA-0707A is a new arrival. It contains a battery powered LNA to optimize sensitivity and high rejection filters to suppress TX signals.



IVA ACCESSORY KITS

CABLE AND ANTENNA ANALYZERS

iVA Accessory Kits

Protect your investment with the iAK-0200A accessory kit. The iAK-0200A is a sweep testing premium accessory kit that includes all of the necessary components required to validate test equipment operation and perform sweep testing on site. Each kit is configurable to support unique site requirements. Select the base unit case, then add required accessories including adaptors, connectors and open-short-load calibration devices.

- Rugged case to support single iVA with charger
- Custom foam compartments protect iVA with selected accessories
- N-type and 4.3-10 connector options
- Weatherized, compact and lightweight design
- Can be configured as per requirement
- Exterior dimensions: 12.5" L x 10.1" W x 6.0" H (318 mm x 257 mm x 152 mm)
- Weight: 6.3 lbs (2.85 kg), including accessories



A single case can accommodate 1x iVA, 1x OSL and 1x adaptor kit

iAK-0200A-01 Basic Accessory Kit: N-Type Connectors

Part Number	Description	Quantity
R92-0555	Single Unit Hard Case Kit	1
R40-10087	Adaptor N-F to DIN-M	1
R40-10088	Adaptor N-F to DIN-F	1
R40-10089	Adaptor N-F to N-F	1
R18-0640	1 ft (30 cm) USB Cable (used for fast charge)	1
R18-0832	9 ft (3 m) USB Cable	1

iAK-0200A-02* Standard Accessory Kit: N-Type Connectors

Part Number	Description	Quantity
R92-0555	Single Unit Hard Case Kit	1
R29-4455*	N-Type Female Calibration Kit	1
R40-10087	Adaptor N-F to D-M	1
R40-10088	Adaptor N-F to D-F	1
R40-10089	Adaptor N-F to N-F	1
R18-0640	1 ft (30 cm) USB Cable (used for fast charge)	1
R18-0832	9 ft (3 m) USB Cable	1

* Change -02 suffix to -04, R29-4506*, DIN female calibration kit

iAK-0200B-01 Basic Accessory Kit: 4.3-10 Connectors

Part Number	Description	Quantity
R92-0628	Single Unit Hard Case Kit	1
R40-10100	Adaptor 4.3-10 (F) - D-M	1
R40-10101	Adaptor 4.3-10 (F) - D-F	1
R40-10102	Adaptor 4.3-10 (F) - 4.3-10 (F)	1
R18-0640	1ft (30 cm) USB Cable (used for fast charge)	1
R18-0832	9ft (3 m) USB Cable	1
R29-4362	AC Wall Charger 5 V 2 A USB	1

iAK-0200B-02 Standard Accessory Kit: 4.3-10 Connectors

Part Number	Description	Quantity
R92-0628	Single Unit Hard Case Kit	1
R29-4504	4.3-10 Female Calibration Kit	1
R40-10100	Adaptor 4.3-10 (F) to D-M	1
R40-10101	Adaptor 4.3-10 (F) to D-F	1
R40-10102	Adaptor 4.3-10 (F) to 4.3-10 (F)	1
R18-0640	1ft (30 cm) USB Cable (used for fast charge)	1
R18-0832	9ft (3 m) USB Cable	1
R29-4362	AC Wall Charger 5 V 2 A USB	1

IVA ACCESSORY KITS

CABLE AND ANTENNA ANALYZERS

The iAK-0210A is an accessory kit accommodating two iVA analyzers. It can be equipped with various adaptors and calibration standards to ensure the efficiency and safety of your sweep instruments. The customized storage and carrying case is rugged enough for complete protection of the iVAs and components when transporting or on-site testing.

- Twin iVA case accommodates two Kaelus iVA sweep instruments
- Rugged, portable construction
- N-type and 4.3-10 connector options
- Weatherized, compact and lightweight design
- Can be configured as per requirement
- Exterior dimensions: 14.3" L x 11.1" W x 4.7" H (363 x 282 x 120 mm)
- Weight with two iVA's: 9.6 lbs (4.35 kg), including accessories



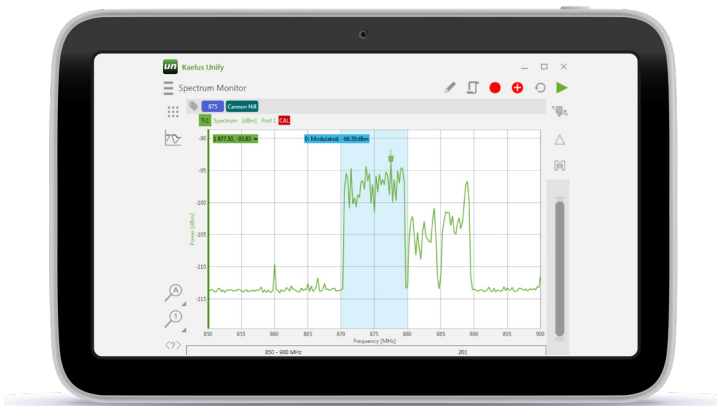
Twin case can accommodate 2x iVA, 1x OSL, 1x adaptor kit, 1x phase stable cable and battery bank

iAK-0210A-02 Premium Accessory Kit: N-Type Connectors

Part Number	Description	Quantity
R92-0556	Dual Unit Hard Case Kit	1
R29-4455*	N-Type Female Calibration Kit	1
R40-10087	Adaptor N-F to DIN-M	1
R40-10088	Adaptor N-F to DIN-F	1
R40-10089	Adaptor N-F to N-F	1
R18-0640	1 ft (30 cm) USB Cable (used for fast charge)	1
R18-0832	9 ft (3 m) USB Cable	1
R18-0835	Phase-Stable Cable 5ft (1.5m) N-M to N-f	1
R29-4362	AC Wall Charger 5V 2A USB	1

iAK-0210B-02 Premium Accessory Kit: 4.3-10 Connectors

Part Number	Description	Quantity
R92-0629	Dual Unit Hard Case Kit	1
R29-4504	4.3-10 Female Calibration Kit	1
R40-10100	Adaptor 4.3-10 (F) to D-M	1
R40-10101	Adaptor 4.3-10 (F) to D-F	1
R40-10102	Adaptor 4.3-10 (F) to 4.3-10 (F)	1
R18-0832	9 ft (3 m) USB Cable	1
R18-0870	Phase-Stable Cable 5 ft (1.5m) 4.3-10(M) to 4.3-10(F)	1
R18-0640	1 ft (30 cm) USB Cable (used for fast charge)	1
R29-4362	AC Wall Charger 5 V 2 A USB	1



TEST



REPORT



CERTIFY

Kaelus Unify offers a simple, remote software management platform for both iVA and iPA, see page 15 for further details or learn more at www.kaelus.com/unify.

IPA SERIES TEST SETS

PORTABLE PIM ANALYZERS



IPA Series Test Sets Battery-Powered Portable Intermodulation Analyzer

The iPA is the first battery-powered PIM Analyzer versatile enough to support multiple test scenarios, such as testing at the top of the tower, base of tower, rooftop and in-building for DAS systems.

- Intuitive user interface increases user efficiency and saves time
- No field calibration required, regardless of ambient temperature changes
- One of the most rugged devices of its kind – able to withstand rough field usage
- Extensive reporting capabilities including geotagging
- Simple to operate touchscreen interface
- Spectrum monitor, frequency sweep and time trace modes
- Fully configurable frequencies, powers and IM products
- Battery powered
- IEC compliant and RTF (Range-to-Fault) compatible*
- Three models available: A Series – 0.1 to 20 W; iPA-0600D 0.1 to 40W; iPA-0707D 1 to 40W
- Remote control on tablet PC using Kaelus Unify

Part Number	Description	TX1 Range MHz	TX2 Range MHz	RX Range (PIM) MHz	RTF Module*	Applicable Region
iPA-0600D	600 MHz Low/High, 20 W, Battery Powered, PIM Analyzer w/Tablet	617-630	640-652	663-698	RTF-1000	N. America
iPA-0703A	APT700 LTE, 20 W, Battery Powered, PIM Analyzer w/Tablet	758-768	778-803	703-748	RTF-1000	Global
iPA-0707A	700 MHz Low/High, 20 W, Battery Powered, PIM Analyzer w/Tablet	728-731.5	741-764	698-716	RTF-1000	N. America
iPA-0707D				776-802		
iPA-0790A	LTE 800, 20 W, Battery Powered, PIM Analyzer w/Tablet	791-796	808-821	832-862	RTF-1000	EMEA**
iPA-0850A	850 MHz, 20 W, Battery Powered, PIM Analyzer w/Tablet	869	879-894	824-849	RTF-1000	Global
iPA-0901A	EGSM900, 20 W, Battery Powered, PIM Analyzer w/Tablet	925-935	945-960	880-915	RTF-1000	Global
iPA-1800A	DCS1800, 20 W, Battery Powered, PIM Analyzer w/Tablet	1805-1812	1825-1880	1710-1785	RTF-2000	Global
iPA-1921A	Dual Band PCS / AWS, 20 W, Battery Powered, PIM Analyzer w/ Tablet	1930-1950	1970-1990	1850-1910	RTF-2000	N. America
			2110-2155	1710-1755		
iPA-2100A	UMTS (3rd & 7th), 20 W, Battery Powered, PIM Analyzer w/Tablet	2110-2130	2150-2170	1920-1980	RTF-2000	Global
				2050-2090		
iPA-2600A	LTE 2600, 20 W, Battery Powered, PIM Analyzer w/Tablet	2620-2630	2650-2690	2500-2570	RTF-2000	Global

* Range-to-Fault is an optional accessory available for iPA and iBA test instruments, which enables users to measure distance to PIM faults, as well as distance to return loss faults. The RTF module is sold separately.

** EMEA - Europe, Middle East and Africa. **NOTE:** A series models 0.1 to 20 W (+20 to +43 dBm in 1 dB increments), iPA-0600D 0.1 to 40W (+20 to +46dBm in 1dB increments),

iPA-0707D 1 to 40W (+30 to +46dBm in 1dB increments)

iPA Accessories

Part Number	Description
CIS-0001A	PIM Source
PIL-0005A	Dual Gender Low PIM Load
R29-1486	Soft Case Accessory Bag
R18-0836	2.7 Meter Low PIM Cable 7/16 M to 7/16 M Ruggedized Jumper Cable 3 M 7/16 (DIN) M, 7/16 (DIN) M
R29-1423	Yoke for Bag
R29-1518	Adjustable Wrench
R29-1851	Torque Wrench, 32 mm - 25 Nm (Lemco)
R92-0287	Battery iPA (Quantity 1)

Part Number	Description
R92-0443	Dual Battery Charging Cradle
R92-0445	Hard Case for iPA with Custom Foam for iPA and Accessories
R92-0459	Cleaning Kit PIM Accessories
R92-0460	Adaptor Kit PIM Accessories
R92-0488	iPA Shoulder Strap Assembly
R29-4382	AC/DC Converter, Power Cord CA-0009 Included
CA-0009	6 Ft. 18 AWG AC Power Cord (US plug)

RANGE-TO-FAULT

PORTABLE PIM ANALYZERS

Range-to-Fault Module

Range To Fault (RTF) is an exciting technology from Kaelus that enables operators to accurately measure the location of PIM and Return Loss faults in their RF infrastructure. Reflection data together with PIM data provides an unmatched level of clarity for identifying the location of faults in the RF path. The RTF system consists of an RTF Module, interconnecting cables and an iPA or iBA series PIM test instrument. Customers can purchase a new PIM test analyzer from Kaelus. Please contact your local Kaelus representative for additional information.



- Accurately identify the location of PIM and Return Loss faults in the RF path
- Simple to operate, highly intuitive user interface
- Overlay PIM and Return Loss vs. distance data for enhanced troubleshooting capability
- Quickly switch between different test modes without disconnecting the line under test
- Compatible with any "RTF Enabled" series PIM test instrument from Kaelus
- Speeds site repairs by guiding operators to the location of PIM faults
- Before PIM testing, the RTF Module performs a Return Loss safety check to warn the operator before transmitting high RF power into a poor match

Part Number	Description	Test Frequency Range MHz
RTF-1000	Range-to-Fault Module for iPA/iBA Low Band	600-960
RTF-2000	Range-to-Fault Module for iPA/iBA High Band	1710-2170
RTF-2600	Range-to-Fault Module for iPA/iBA High Band	2300-2700

Portable PIM Accessory Kits, iAK-0060A

The iAK is a premium PIM test accessory kit that includes all of the necessary components required to validate test equipment operation and perform PIM testing on systems with 7-16 DIN and Type-N connectors. The customized storage and carrying case is rugged enough for complete protection of the iPA and components when transporting or on-site testing.



Part Number	Description	Quantity
R92-0445	iPA Transit and Accessory Case	1
CIS-0001A	PIM Source	1
PIL-0005A	Low PIM Load	1
R18-0448	3m Test Cable, 7-16 male to 7-16 male	1
R29-1518	Adjustable Wrench	1
R29-1851	Torque Wrench, 32 mm, 25 Nm	1
R92-0287	Battery, iPA	2
R92-0443	Dual Battery Charging Cradle	1
R92-0459	Connector Cleaning Kit	1
R92-0460	Adaptor Kit	1

IBA SERIES TEST SETS

BENCH PIM ANALYZERS

iBA Series – Benchtop PIM Analyzers

The iBA Series PIM Analyzer is a complete benchtop or rack-mounted PIM test solution used with a system controller and intuitive user software. This economical solution comes in model variations that cover all major commercial wireless bands.



- Compact integrated system
- Fully configurable frequencies, power and IM products
- USB control interface
- Frequency sweep and time trace modes
- Range-to-Fault (RTF) ready*
- Optional internal DC/AISG Bias-Tee
- Remote control and monitoring capabilities
- PIM server application allows for control of multiple iBA units
- Simultaneous measurement of multiple PIM products

iBA-A Series Models, Single Port, Reverse IM

Part Number	TX Range MHz	RX Range (PIM) MHz	IM Order	RTF Module*
iBA-700LA	728-746	698-716	3rd, 5th, 7th, 9th, and 11th	RTF-1000B
iBA-700HA	728-757	776-787	3rd, 5th, 7th, 9th, and 11th	RTF-1000B
iBA-0703A	758-803	703-748	3rd, 5th, 7th, 9th, and 11th	RTF-1000B
iBA-0790A	791-821	832-862	3rd, 5th, 7th, 9th, and 11th	RTF-1000B
iBA-0850A	869-894	824-849	3rd, 5th, 7th, 9th, and 11th	RTF-1000B
iBA-0901A	925-960	880-915	3rd, 5th, 7th, 9th, and 11th	RTF-1000B
iBA-1800A	1805-1880	1710-1785	3rd, 5th, 7th, 9th, and 11th	RTF-2000B
iBA-1921A	1930-1990/2110-2155	1710-1755/1850-1910	3rd, 5th, 7th, 9th, and 11th	RTF-2000B
iBA-2101A	2110-2170	1920-2080	3rd, 5th, 7th, 9th, and 11th	RTF-2000B
iBA-2600A	2620-2690	2500-2570	3rd, 5th, 7th, 9th, and 11th	RTF-2600B

iBA-B Series Models, Dual Port, Reverse IM on Port 1 and Port 2, Forward IM Port 1 to Port 2 and Port 2 to Port 1

Part Number	TX Range MHz	RX Range (PIM) MHz	IM Order	RTF Module*
iBA-700LB	728-746	698-716	3rd, 5th, 7th, 9th, and 11th	RTF-1000B
iBA-700HB	728-757	776-787	3rd, 5th, 7th, 9th, and 11th	RTF-1000B
iBA-0703B	758-803	703-748	3rd, 5th, 7th, 9th, and 11th	RTF-1000B
iBA-0790B	791-821	832-862	3rd, 5th, 7th, 9th, and 11th	RTF-1000B
iBA-0850B	869-894	824-849	3rd, 5th, 7th, 9th, and 11th	RTF-1000B
iBA-0901B	925-960	880-915	3rd, 5th, 7th, 9th, and 11th	RTF-1000B
iBA-1800B	1805-1880	1710-1785	3rd, 5th, 7th, 9th, and 11th	RTF-2000B
iBA-1921B	1930-1990/2110-2155	1710-1755/1850-1910	3rd, 5th, 7th, 9th, and 11th	RTF-2000B
iBA-2101B	2110-2170	1920-2080	3rd, 5th, 7th, 9th, and 11th	RTF-2000B
iBA-2600B	2620-2690	2500-2570	3rd, 5th, 7th, 9th, and 11th	RTF-2600B

IBA SERIES TEST SETS

BENCH PIM ANALYZERS

iBA-C Series 40W Models, Single Port, Reverse IM

Part Number	TX1 Range MHz	TX2 Range MHz	RX Range (PIM) MHz	IM Order	RTF Module*
iBA-0600C	617-630	640-652	663-698	3rd, 5th, 7th	RTF-1000B
iBA-0703C	758-768	778-803	703-748	3rd, 5th, 7th	RTF-1000B
iBA-0707C	728-731.5	741-764	Rx Low 698-716 Rx High 776-802	3rd, 5th, 7th	RTF-1000B
iBA-0850C	869	879-894	824-849	3rd, 5th, 7th	RTF-1000B
iBA-0901C	925-935	945-960	880-915	3rd, 5th, 7th	RTF-1000B
iBA-1800C	1805-1812	1825-1880	1710-1785	3rd, 5th, 7th	RTF-2000B
iBA-1921C	PCS 1930-1950 AWS 1930-1950	PCS 1970-1990 AWS 2110-2155	PCS 1850-1910 AWS 1710-1755	3rd, 5th, 7th	RTF-2000B
iBA-2101C	2110-2130	2150-2170	1920-2080	3rd, 5th, 7th	RTF-2000B
iBA-2600C	2620-2630	2650-2690	2500-2570	3rd, 5th, 7th	RTF-2600B

iBA-D Series 40W Models, Dual Port, Reverse IM on Ports 1 and 2, Forward IM Port 1 to Port 2 and Port 2 to Port 1

Part Number	TX1 Range MHz	TX2 Range MHz	RX Range (PIM) MHz	IM Order	RTF Module*
iBA-0600D	617-630	640-652	663-698	3rd, 5th, 7th	RTF-1000B
iBA-0703D	758-768	778-803	703-748	3rd, 5th, 7th	RTF-1000B
iBA-0707D	728-731.5	741-764	Rx Low 698-716 Rx High 776-802	3rd, 5th, 7th	RTF-1000B
iBA-0850D	869	879-894	824-849	3rd, 5th, 7th	RTF-1000B
iBA-0901D	925-935	945-960	880-915	3rd, 5th, 7th	RTF-1000B
iBA-1800D	1805-1812	1825-1880	1710-1785	3rd, 5th, 7th	RTF-2000B
iBA-1921D	PCS 1930-1950 AWS 1930-1950	PCS 1970-1990 AWS 2110-2155	PCS 1850-1910 AWS 1710-1755	3rd, 5th, 7th	RTF-2000B
iBA-2101D	2110-2130	2150-2170	1920-2080	3rd, 5th, 7th	RTF-2000B
iBA-2600D	2620-2630	2650-2690	2500-2570	3rd, 5th, 7th	RTF-2600B
iBA-3501D	3660-3700	3730-3800	Rx Low 3500-3600 Rx High 3850-3980	3rd, 5th, 7th, 9th	Not supported

*Range to Fault

- Other bands available on request

iBA Accessories

Part Number	Description	IM dBm	Frequency Range	Avg Power W
PIL-0006A	Low Passive Intermodulation Termination	-118 @ 2x46 dBm	610-2700	100


ACE-1000A

SELF CALIBRATION FOR PORTABLE AND BENCH PIM ANALYZERS

ACE THE TEST WITH KAEPLUS!

[ANALYZER CALIBRATION EXTENDER]

- ✓ SELF-CALIBRATE KAEPLUS PIM ANALYZERS IN THE FIELD
- ✓ CALIBRATION IN LESS THAN ONE HOUR
- ✓ CALIBRATE MULTIPLE IPA, ITA, IQA, IBA AND SI E-SERIES INSTRUMENTS WITH ONE ACE UNIT



ACE-1000A - Analyzer Calibration Extender

The ACE-1000A is a calibration solution that allows customers to self-calibrate their Kaelus PIM analyzers. With successful calibration, ACE will extend your analyzer's accuracy, reducing downtime to less than one hour and increasing profitability by retaining instruments in the field.

The Kaelus Unify App guides the user through the process from testing through payment, including extending the calibration date of each Kaelus PIM Analyzer to 12 months from the date of service.

- Same-day shipping available
- Multiple instruments can be calibrated with one ACE unit
- Eliminates shipping charges
- Rapid and simple calibration solution
- Reduces downtime to less than 1 hour
- Supports Kaelus iPA, iTA, iQA (B & C Series) iBA and SI E-Series instruments
- Supports RTF (iPA is required for calibration of RTF)
- Rugged and portable construction



Part Number	Description
ACE-1000A	Analyzer Calibration Extender



TEAM OF PIM EXPERTS

MEASURE. RECORD. REPORT.

Our team of dedicated PIM Test and Measurement specialists are available to answer application questions and provide live technical support for system testing, evaluating network reliability or installing new equipment. Our customer care representatives are able to track your order, schedule on-site training courses, or discuss your network requirements and applications that require PIM and sweep testing.

Contact us at +1.303.768.8080 or visit us on our website at www.kaelus.com to obtain further information and support.

Kaelus Test & Measurement Services

- Technical Support and Applications Engineering
- Kaelus Unify Cloud-Based Software Management Solutions
- PIM Test and Measurement Training
- Calibration & Service
- Customer Service



PIM TEST & MEASUREMENT TRAINING

Effective Passive Intermodulation (PIM) testing requires knowledge, practical skills and properly maintained equipment. Kaelus offers a variety of training options that teach engineers, technicians and installation crews the skills needed to construct and maintain “low PIM” RF infrastructure.

Introductory Training

Curriculum provides an overview of PIM testing that is suited for a broad range of technical skills. Class is designed for the entry level technician and covers PIM sources, safety, and operation of PIM test equipment to repair RF infrastructure.

Technician Certification

On-site certification courses include a practical and written exam requiring students to demonstrate test proficiency and understanding of the course materials presented for Level 1 certification.

Class size is limited to ensure that each student receives sufficient time with the instructor and test equipment. Course dates can be found online, or private courses can be scheduled for groups of nine or more. Contact +1.303.768.8080 for additional information and registration.





CALIBRATION & SERVICE

Kaelus provides test equipment that is used by RF technicians and installers worldwide to validate the performance of new and existing cell site builds, as well as the products they manufacture. It is recommended that all Kaelus equipment be calibrated every 12 months to ensure operational peak accuracy. Kaelus provides two options to calibrate your Test & Measurement instruments:

SELF-CALIBRATION WITH ACE-1000A

ANALYZER CALIBRATION EXTENDER FOR PORTABLE AND BENCH PIM INSTRUMENTS

The ACE-1000A is a calibration solution that allows customers to self-calibrate or field-calibrate any Kaelus PIM instrument at their own premises. With successful calibration, the ACE will extend your instrument's calibration by 12 months, reducing downtime to less than one hour and increasing productivity by keeping the instrument in the field.



The Kaelus software guides the user through the calibration process from testing through payment including extending the calibration date of each Kaelus PIM instrument to 12 months and printing the Certificate of Calibration certificate (CoC).

One ACE kit can calibrate all supported Kaelus PIM instruments (Bench and Portable PIM instruments) for many years.

KAELUS SERVICE CENTER

A team of highly trained technicians and engineers with many years of experience on Kaelus Test & Measurement instruments perform professional efficient and timely calibration and repair services. Dedicated software is used to calibrate and repair Kaelus instruments. Consumables are replaced and software is updated to the latest version when necessary.

Calibration Services

Ensure your instrument performs to specification. We test and verify every specification and operating mode.

- Quick turnaround time
- Next on bench or 24h turnaround available
- Consumables replaced and software updated when necessary
- Calibration date updated
- Certificate of Calibration provided
- On-site calibration options available

Repair Service


All repairs are performed with genuine Kaelus parts and covered by a 12-month warranty.

- Expedited service options available
- Consumables replaced and software updated when necessary

Kaelus Unify Web Portal provides calibration date and reminders, Certificate of Calibration, manuals, instructions, software updates and much more.

Kaelus Calibration Partners

A worldwide network of Kaelus calibration partners use specialized calibration software to perform calibrations on Kaelus instruments. Each partner is certified to conduct calibration services for Kaelus PIM instruments.



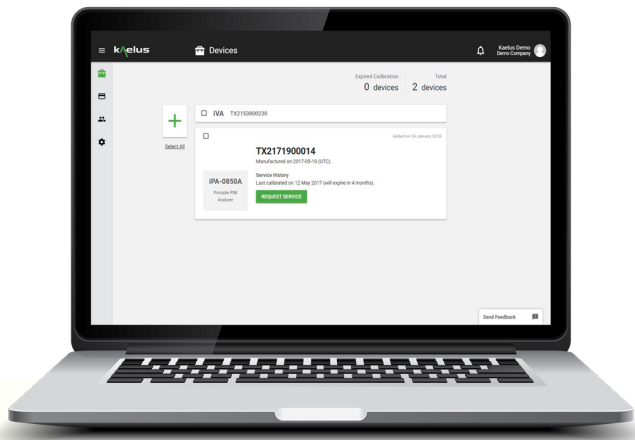


TEST EQUIPMENT MANAGEMENT SOLUTION

Kaelus Unify is a platform that offers a unique user experience for managing Kaelus Test and Measurement instruments by providing an intuitive user interface, reporting efficiencies and measurement accuracy.

KAELUS UNIFY™ WEB PORTAL SINGLE-POINT MANAGEMENT SOLUTION

- FREE portal registration for all Kaelus Test & Measurement instruments
- Theft protection available by tracking last used instrument location via GPS positioning
- Central depository access includes links to calibration data, manuals, data sheets and firmware status
- Calibration notification and service history received instantly to ensure instrument accuracy
- Service requests for repair and calibration can be placed seamlessly through the Kaelus Unify portal
- Self-calibrate iQA, iPA, iBA, iTA, Si-E series and iPA using ACE-1000A and portal
- Track all or multiple devices and users through one single remote administrator



KAELUS UNIFY™ CROSS-PLATFORM APP

SAVE TIME, ENSURE ACCURACY

- Control iVA, iPA, and iTA through one free downloadable app
- Store pre-configured test sequences in a single state file, saving valuable set-up time
- Configure limits—go beyond simple pass/fail threshold
- Update firmware wirelessly, ensuring total instrument synchronization for optimum performance
- Engineered and constructed for rugged field and lab environments
- Quickly record test results using multiple devices in a single comprehensive report
- One-click format creates professional reports with minimal editing
- Efficient offline report editing capabilities eliminate the need for active instrument links
- Comprehensive reporting tools include markers, limits, tags and trace math



TEST



REPORT



CERTIFY

To begin managing your Kaelus Test & Measurement instruments on the free Kaelus Unify portal, visit our website at www.kaelus.com.



kaelus

For more information contact us:

US: +1 303 768 8080, Australia: +61 (0) 7 3907 1200, China: +86 150 5144 8538, Europe: +46 73 539 4145

kaelus.com